Rev.	Description	Initiator	Date
09	ECO 22132; 3700-20-8065 was 3700-20-2296	LJH	5/8/2025

AB2 Master Module (9121-AB2-M)

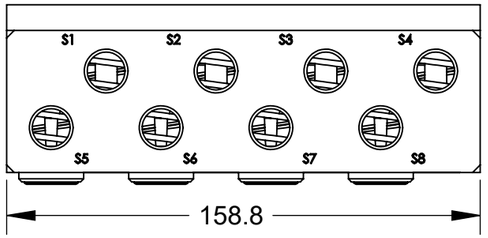

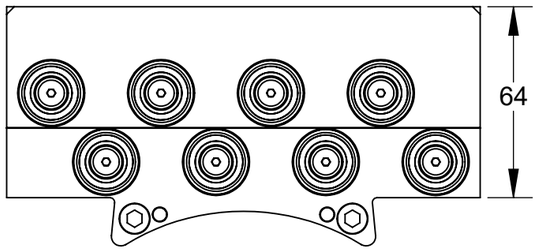

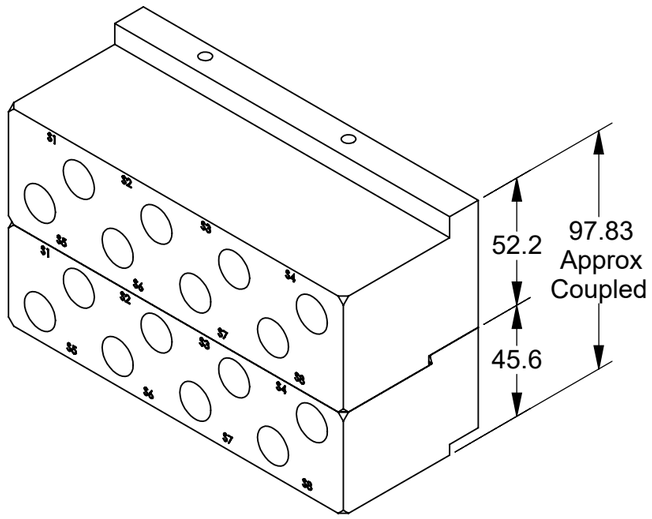

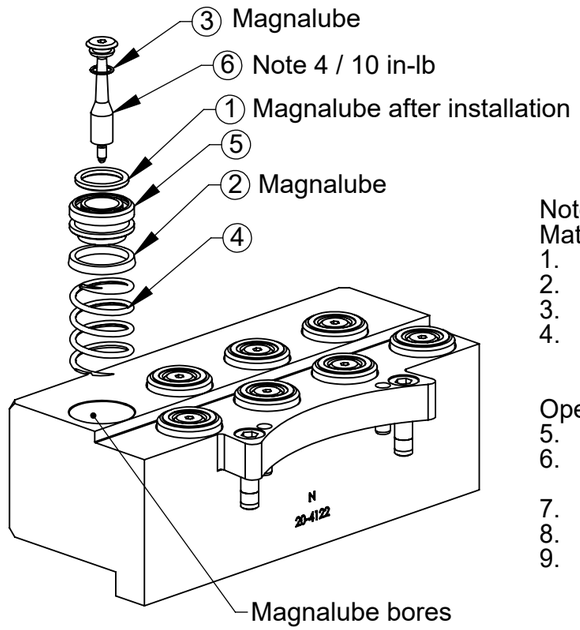

Notes:
Materials of Construction:
1. Housings - Anodized aluminum.
2. Valve Components - Stainless Steel, Nitrile & PVC
3. Quantities shown in bill of materials are for AB2 master and AB4 tool.
4. Replacement stem contains pre-applied thread locker. Use Loctite 7649 primer and Loctite 222 if reassembling with original stem.

Operations:
5. For best results keep air module mating surfaces free and clear of any debris.
6. Checked ports can produce significant forces when under high supply pressures. These forces have to be overcome to achieve tool changer coupling.
7. Checked ports do not support vacuum conditions.
8. AB2-M master module has (8) 3/8 NPT checked ports.
9. AB2-T tool module has (4) checked and (4) pass thru 3/8 NPT ports. AB3-T has (8) pass thru 3/8 NPT ports. AB4-T has (8) checked 3/8 NPT ports.

AB2-M Serviceable Parts

ITEM NO.	QTY.	PART NUMBER	DESCRIPTION
1	8	3410-0001065-01	O-Ring 14MM X 2MM Buna
2	8	3410-0001068-01	Mini U-Cup Seal 18mm ID x 22mm Buna
3	8	3410-0001183-01	O-Ring 6MM X 2MM Buna D90
4	8	3700-20-1459	SPRING, FLUID/AIR MODULE, MASTER
5	8	3700-20-2994	Master Check Valve Piston
6	8	3700-20-8065	VALVE STEM, HIGH STRENGTH

Note: Service Kit 9120-F2-M-Kit consists of (1) each of items 1 thru 4.
Note: Service Kit 9120-F4-M-Kit consists of (1) each of items 1 thru 6.

AB2 Tool Module (9121-AB2-T)
AB3 Tool Module (9121-AB3-T)
AB4 Tool Module (9121-AB4-T) Shown

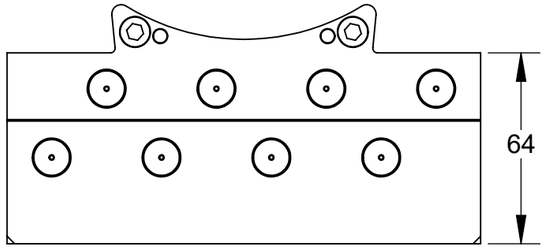

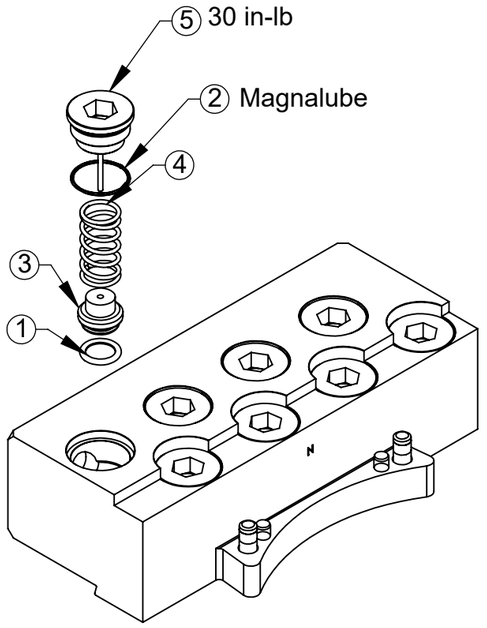

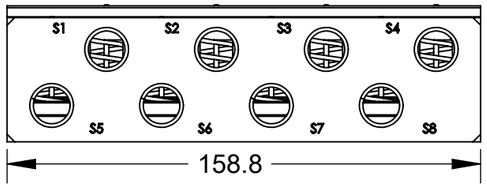

AB2-T / AB3-T / AB4-T Serviceable Parts

ITEM NO.	QTY.	PART NUMBER	DESCRIPTION
1	8	3410-0001067-01	O-ring, 10mm x 2mm, Buna N, Dur. 90
2	8	3410-0001284-01	O-ring, .669OD x .047 wall, 70D, Buna-N
3	8	3700-20-1457	Tool Fluid/Air Check Valve Piston
4	8	3700-20-1460	SPRING, FLUID/AIR MODULE, TOOL
5	8	9005-20-1515	3/8" Check Port Long Plug with Dowel

Note: Service Kit 9120-F1-T-Kit consists of (1) each of items 1, 2, & 4.
Note: Service Kit 9120-F5-T-Kit consists of (1) each of items 1 thru 5.

NOTES: UNLESS OTHERWISE SPECIFIED.

DO NOT SCALE DRAWING. ALL DIMENSIONS ARE IN INCHES.

3rd ANGLE PROJECTION

ATI INDUSTRIAL AUTOMATION
1031 Goodworth Drive, Apex, NC 27539, USA
Tel: +1.919.772.0115 www.ati-ia.com
Fax: +1.919.772.8259 ISO 9001 Registered Company

PROPERTY OF ATI INDUSTRIAL AUTOMATION, INC. NOT TO BE REPRODUCED IN ANY MANNER EXCEPT ON ORDER OR WITH PRIOR WRITTEN AUTHORIZATION OF ATI.

DRAWN BY: J.Snape 1/14/05
CHECKED BY: P.Sparrow 1/17/05
PROJECT # 040331-1 SHEET 1 OF 1

TITLE: AB2-M, AB2-T / AB3-T / AB4-T Module Drawing

SCALE	SIZE	DRAWING NUMBER	REVISION
1:2	B	9630-20-AB2	09